

HCT/ATEX

Estrattori assiali tubolari di elevata robustezza, con certificazione ATEX 2G o 2D e motori Ex db, Ex eb o Ex tb



Organismo notificato: LOM
 N° di identificazione: LOM 03ATEX0157
 Marcatura del motore:
 Ⓜ II 2G Ex db IIB T4 Gb
 Ⓜ II 2G Ex eb IIB T3 Gb
 Ⓜ II 2D Ex tb IIIC T135 °C Db



Estrattori assiali tubolari e certificazione ATEX 2G o 2D con motore antideflagrante Ex db, sicurezza aumentata Ex eb o protezione tramite rivestimento Ex tb, per lavorare in atmosfere esplosive di gas o polvere.

Ventilatore:

- Rivestimento tubolare in lamiera di acciaio con striscia di alluminio nella zona della girante a norma EN 14986.
- Eliche in alluminio pressofuso.
- Integra una finestrella di ispezione.
- Direzione aria motore-elica.
- Marcatura standard con motore antideflagrante (Ex db): II 2G Ex h IIB T4 Gb.
- Marcatura standard con motore di sicurezza aumentata (Ex eb): II 2G Ex h IIB T3 Gb.
- Marcatura standard con motore per polvere (Ex tb): II 2D Ex h IIIC T135 °C Db.

Motore:

- Motori in classe F con cuscinetti a sfere e certificazione ATEX antideflagrante Ex db, sicurezza aumentata Ex eb o protezione tramite rivestimento Ex tb.
- Trifase 230/400 V 50 Hz (fino a 4 kW) e 400/690 V 50 Hz (potenze superiori a 4 kW).
- Temperatura di esercizio: -20 °C +40 °C.

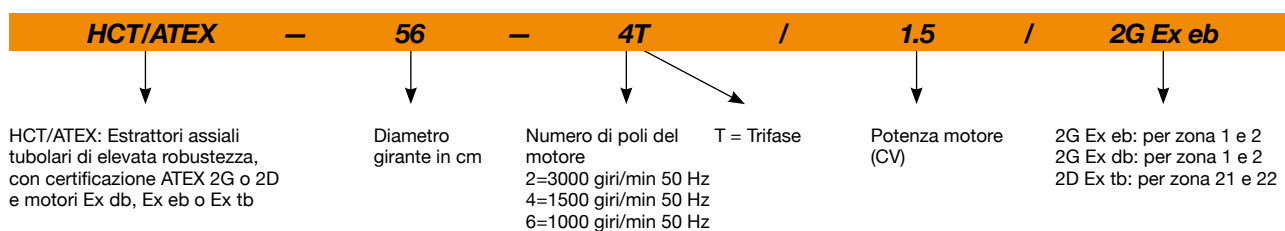
Finitura:

- Anticorrosiva con vernice ATEX priva di componenti ferrosi, in resina di poliestere polimerizzata a 190 °C, previo sgrassaggio con trattamento nanotecnologico senza fosfati.

Su richiesta:

- Motori con PTC integrata.
- Avvolgimenti speciali per diversi livelli di tensione e frequenza.
- Costruzione ATEX per polvere infiammabile.
- Ventilatore ATEX di maggior protezione che il marchio standard.
- Estrattori con motore a 2 velocità.
- Motori monofase antideflagranti Ex db.

Codice per ordine



Caratteristiche tecniche

Modello	Velocità (giri/min)	Intensità massima consentita (A)			Potenza installata (kW)	Portata massima (m³/h)	Livello di pressione sonora ¹ dB (A) Aspirazione	Peso circa (Kg)	
		230V	400V	690V				Ex eb	Ex db
HCT/ATEX-35-2T	2770	1,62	0,93		0,37	5885	67	13	23
HCT/ATEX-35-4T	1400	1,28	0,74		0,12	3210	49	12	19
HCT/ATEX-40-2T-1.5	2850	3,93	2,26		1,10	8805	74	27	40
HCT/ATEX-40-4T-0.33	1370	1,25	0,72		0,25	5175	54	21	30
HCT/ATEX-45-2T-2	2800	5,67	3,26		1,50	10630	77	30	49
HCT/ATEX-45-2T-3	2860	8,73	5,02		2,20	12745	79	33	54
HCT/ATEX-45-4T-0.5	1370	2,60	1,50		0,37	7100	59	25	33
HCT/ATEX-50-4T-0.75	1410	2,87	1,65		0,55	10380	63	27	41
HCT/ATEX-56-4T-0.75	1410	2,87	1,65		0,55	11040	65	32	46
HCT/ATEX-56-4T-1	1410	3,81	2,20		0,75	12940	66	34	47

Caratteristiche tecniche

Modello	Velocità (giri/min)	Intensità massima consentita (A)			Potenza installata (kW)	Portata massima (m³/h)	Livello di pressione sonora ¹ dB (A)		Peso circa (Kg)	
		230V	400V	690V			Aspirazione	Ex eb	Ex db	
HCT/ATEX-56-4T-1.5	1410	4,54	2,61		1,10	13995	67	36	55	
HCT/ATEX-56-4T-2	1400	6,93	4,00		1,50	15290	68	39	59	
HCT/ATEX-56-6T-0.33	910	2,42	1,40		0,25	8500	54	31	39	
HCT/ATEX-56-6T-0.5	935	2,77	1,60		0,37	9300	54	34	43	
HCT/ATEX-56-6T-0.75	930	3,46	2,00		0,55	9995	55	34	47	
HCT/ATEX-63-4T-1	1410	3,81	2,20		0,75	14145	68	43	56	
HCT/ATEX-63-4T-1.5	1410	4,54	2,61		1,10	17020	69	45	64	
HCT/ATEX-63-4T-2	1400	6,93	4,00		1,50	18910	70	48	68	
HCT/ATEX-63-4T-3	1410	8,30	4,77		2,20	22090	71	53	76	
HCT/ATEX-63-4T-4	1440	11,27	6,48		3,00	25390	72	56	79	
HCT/ATEX-63-6T-0.5	935	2,77	1,60		0,37	12135	59	43	52	
HCT/ATEX-63-6T-0.75	930	3,46	2,00		0,55	12760	60	43	56	
HCT/ATEX-71-4T-1.5	1410	4,54	2,61		1,10	19770	73	51	70	
HCT/ATEX-71-4T-2	1400	6,93	4,00		1,50	21090	74	54	74	
HCT/ATEX-71-4T-3	1410	8,30	4,77		2,20	23970	76	60	83	
HCT/ATEX-71-4T-4	1440	11,27	6,48		3,00	29410	77	63	86	
HCT/ATEX-71-6T-0.75	930	3,46	2,00		0,55	15130	62	49	62	
HCT/ATEX-71-6T-1	930	4,16	2,40		0,75	17260	63	51	70	
HCT/ATEX-71-6T-1.5	910	5,89	3,40		1,10	20965	64	54	75	
HCT/ATEX-80-4T-3	1410	8,30	4,77		2,20	27940	77	69	92	
HCT/ATEX-80-4T-4	1440	11,27	6,48		3,00	32720	78	72	95	
HCT/ATEX-80-4T-5.5	1450	15,29	8,79		4,00	37440	79	74	98	
HCT/ATEX-80-6T-1	930	4,16	2,40		0,75	20560	66	60	79	
HCT/ATEX-80-6T-1.5	910	5,89	3,40		1,10	24650	67	63	84	
HCT/ATEX-80-6T-2	940	7,62	4,40		1,50	27960	68	71	95	
HCT/ATEX-80-6T-3	940	9,35	5,40		2,20	32545	69	74	98	
HCT/ATEX-90-4T-4	1440	11,27	6,48		3,00	37635	83	87	110	
HCT/ATEX-90-4T-5.5	1450	15,29	8,79		4,00	41810	85	90	114	
HCT/ATEX-90-4T-7.5	1440		10,64	18,50	5,50	47550	87	103	142	
HCT/ATEX-90-4T-10	1450		14,39	25,03	7,50	53120	88	111	145	
HCT/ATEX-90-6T-3	940	9,35	5,40		2,20	35555	74	90	114	
HCT/ATEX-90-6T-4	945	14,72	8,50		3,00	40165	75	102	142	
HCT/ATEX-100-4T-7.5	1440		10,64	18,50	5,50	52470	90	115	154	
HCT/ATEX-100-4T-10	1450		14,39	25,03	7,50	58560	91	122	156	
HCT/ATEX-100-4T-15	1460		20,76	36,10	11,00	68000	92	159	256	
HCT/ATEX-100-4T-20	1450		28,19	49,03	15,00	71850	93	178	279	
HCT/ATEX-100-6T-3	940	9,35	5,40		2,20	40390	80	101	125	
HCT/ATEX-100-6T-4	945	14,72	8,50		3,00	46960	81	113	153	
HCT/ATEX-100-6T-5.5	950	18,88	10,90		4,00	52025	82	120	156	

1. I valori dei livelli di rumore sono pressioni in dB(A), misurate in campo libero a una distanza di 3 metri.

Caratteristiche acustiche

Spettro di potenza sonora Lw(A) in dB(A) per banda di frequenza in Hz
Valori presi in aspirazione con portata massima

	63	125	250	500	1000	2000	4000	8000		63	125	250	500	1000	2000	4000	8000
HCT/ATEX-35-2T	48	63	82	81	82	81	76	67	HCT/ATEX-56-6T-0.33	36	56	64	69	71	68	61	50
HCT/ATEX-35-4T	30	45	64	63	64	63	58	49	HCT/ATEX-56-6T-0.5	36	56	64	69	71	68	61	50
HCT/ATEX-40-2T-1.5	55	70	89	88	89	88	83	74	HCT/ATEX-56-6T-0.75	37	57	65	70	72	69	62	51
HCT/ATEX-40-4T-0.33	35	50	69	68	69	68	63	54	HCT/ATEX-63-4T-1	50	70	78	83	85	82	75	64
HCT/ATEX-45-2T-2	51	68	80	88	93	93	89	82	HCT/ATEX-63-4T-1.5	51	71	79	84	86	83	76	65
HCT/ATEX-45-2T-3	53	70	82	90	95	95	91	84	HCT/ATEX-63-4T-2	52	72	80	85	87	84	77	66
HCT/ATEX-45-4T-0.5	33	50	62	70	75	75	71	64	HCT/ATEX-63-4T-3	53	73	81	86	88	85	78	67
HCT/ATEX-50-4T-0.75	37	54	67	74	79	80	75	68	HCT/ATEX-63-4T-4	54	74	82	87	89	86	79	68
HCT/ATEX-56-4T-0.75	47	67	75	80	82	79	72	61	HCT/ATEX-63-6T-0.5	41	61	69	74	76	73	66	55
HCT/ATEX-56-4T-1	48	68	76	81	83	80	73	62	HCT/ATEX-63-6T-0.75	42	62	70	75	77	74	67	56
HCT/ATEX-56-4T-1.5	49	69	77	82	84	81	74	63	HCT/ATEX-71-4T-1.5	55	75	83	88	90	87	80	69
HCT/ATEX-56-4T-2	50	70	78	83	85	82	75	64	HCT/ATEX-71-4T-2	56	76	84	89	91	88	81	70

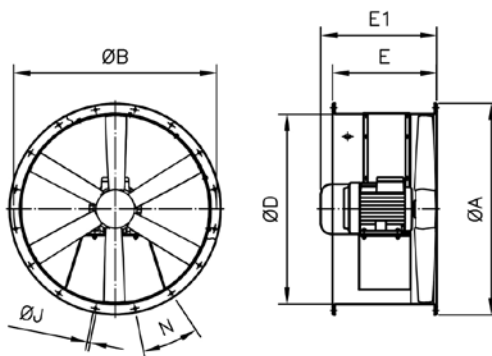
Caratteristiche acustiche

Spettro di potenza sonora Lw(A) in dB(A) per banda di frequenza in Hz
Valori presi in aspirazione con portata massima

	63	125	250	500	1000	2000	4000	8000
HCT/ATEX-71-4T-3	58	78	86	91	93	90	83	72
HCT/ATEX-71-4T-4	59	79	87	92	94	91	84	73
HCT/ATEX-71-6T-0.75	44	64	72	77	79	76	69	58
HCT/ATEX-71-6T-1	45	65	73	78	80	77	70	59
HCT/ATEX-71-6T-1.5	46	66	74	79	81	78	71	60
HCT/ATEX-80-4T-3	59	79	87	92	94	91	84	73
HCT/ATEX-80-4T-4	60	80	88	93	95	92	85	74
HCT/ATEX-80-4T-5.5	61	81	89	94	96	93	86	75
HCT/ATEX-80-6T-1	48	68	76	81	83	80	73	62
HCT/ATEX-80-6T-1.5	49	69	77	82	84	81	74	63
HCT/ATEX-80-6T-2	50	70	78	83	85	82	75	64
HCT/ATEX-80-6T-3	51	71	79	84	86	83	76	65
HCT/ATEX-90-4T-4	65	86	93	98	101	97	90	79

	63	125	250	500	1000	2000	4000	8000
HCT/ATEX-90-4T-5.5	67	88	95	100	103	99	92	81
HCT/ATEX-90-4T-7.5	69	90	97	102	105	101	94	83
HCT/ATEX-90-4T-10	70	91	98	103	106	102	95	84
HCT/ATEX-90-6T-3	56	77	84	89	92	88	81	70
HCT/ATEX-90-6T-4	57	78	85	90	93	89	82	71
HCT/ATEX-100-4T-7.5	72	92	100	105	107	104	97	86
HCT/ATEX-100-4T-10	73	93	101	106	108	105	98	87
HCT/ATEX-100-4T-15	74	94	102	107	109	106	99	88
HCT/ATEX-100-4T-20	75	95	103	108	110	107	100	89
HCT/ATEX-100-6T-3	62	82	90	95	97	94	87	76
HCT/ATEX-100-6T-4	63	83	91	96	98	95	88	77
HCT/ATEX-100-6T-5.5	64	84	92	97	99	96	89	78

Dimensioni in mm



	ØA	ØB	ØD	E	E1	ØJ	N
HCT/ATEX-35-2T	425	395	355	280	306	10	8x45°
HCT/ATEX-35-4T	425	395	355	280	322	10	8x45°
HCT/ATEX-40-2T-1.5	490	450	410	400	400	12	8x45°
HCT/ATEX-40-4T-0.33	490	450	410	400	400	12	8x45°
HCT/ATEX-45-2T-2	540	500	460	400	422	12	8x45°
HCT/ATEX-45-2T-3	540	500	460	400	422	12	8x45°
HCT/ATEX-45-4T-0.5	540	500	460	400	400	12	8x45°
HCT/ATEX-50-4T-0.75	600	560	514	400	400	12	12x30°
HCT/ATEX-56-4T-0.75	660	620	560	400	400	12	12x30°
HCT/ATEX-56-4T-1	660	620	560	400	400	12	12x30°
HCT/ATEX-56-4T-1.5	660	620	560	400	422	12	12x30°
HCT/ATEX-56-4T-2	660	620	560	400	422	12	12x30°
HCT/ATEX-56-6T-0.33	660	620	560	400	400	12	12x30°
HCT/ATEX-56-6T-0.5	660	620	560	400	400	12	12x30°
HCT/ATEX-56-6T-0.75	660	620	560	400	400	12	12x30°
HCT/ATEX-63-4T-1	730	690	640	400	400	12	12x30°
HCT/ATEX-63-4T-1.5	730	690	640	400	422	12	12x30°
HCT/ATEX-63-4T-2	730	690	640	400	422	12	12x30°
HCT/ATEX-63-4T-3	730	690	640	500	500	12	12x30°
HCT/ATEX-63-4T-4	730	690	640	500	500	12	12x30°
HCT/ATEX-63-6T-0.5	730	690	640	400	400	12	12x30°
HCT/ATEX-63-6T-0.75	730	690	640	400	400	12	12x30°
HCT/ATEX-71-4T-1.5	810	770	710	430	442	12	16x22°30'
HCT/ATEX-71-4T-2	810	770	710	430	442	12	16x22°30'
HCT/ATEX-71-4T-3	810	770	710	500	500	12	16x22°30'

	ØA	ØB	ØD	E	E1	ØJ	N
HCT/ATEX-71-4T-4	810	770	710	500	500	12	16x22°30'
HCT/ATEX-71-6T-0.75	810	770	710	430	430	12	16x22°30'
HCT/ATEX-71-6T-1	810	770	710	500	442	12	16x22°30'
HCT/ATEX-71-6T-1.5	810	770	710	500	442	12	16x22°30'
HCT/ATEX-80-4T-3	900	860	800	500	500	12	16x22°30'
HCT/ATEX-80-4T-4	900	860	800	500	500	12	16x22°30'
HCT/ATEX-80-4T-5.5	900	860	800	500	519	12	16x22°30'
HCT/ATEX-80-6T-1	900	860	800	500	500	12	16x22°30'
HCT/ATEX-80-6T-1.5	900	860	800	500	500	12	16x22°30'
HCT/ATEX-80-6T-2	900	860	800	500	500	12	16x22°30'
HCT/ATEX-80-6T-3	900	860	800	500	519	12	16x22°30'
HCT/ATEX-90-4T-4	1015	970	900	600	600	15	16x22°30'
HCT/ATEX-90-4T-5.5	1015	970	900	600	600	15	16x22°30'
HCT/ATEX-90-4T-7.5	1015	970	900	600	636	15	16x22°30'
HCT/ATEX-90-4T-10	1015	970	900	600	716	15	16x22°30'
HCT/ATEX-90-6T-3	1015	970	900	600	600	15	16x22°30'
HCT/ATEX-90-6T-4	1015	970	900	600	636	15	16x22°30'
HCT/ATEX-100-4T-7.5	1115	1070	1000	600	636	15	16x22°30'
HCT/ATEX-100-4T-10	1115	1070	1000	600	716	15	16x22°30'
HCT/ATEX-100-4T-15	1115	1070	1000	700	738	15	16x22°30'
HCT/ATEX-100-4T-20	1115	1070	1000	700	738	15	16x22°30'
HCT/ATEX-100-6T-3	1115	1070	1000	600	600	15	16x22°30'
HCT/ATEX-100-6T-4	1115	1070	1000	600	636	15	16x22°30'
HCT/ATEX-100-6T-5.5	1115	1070	1000	600	716	15	16x22°30'

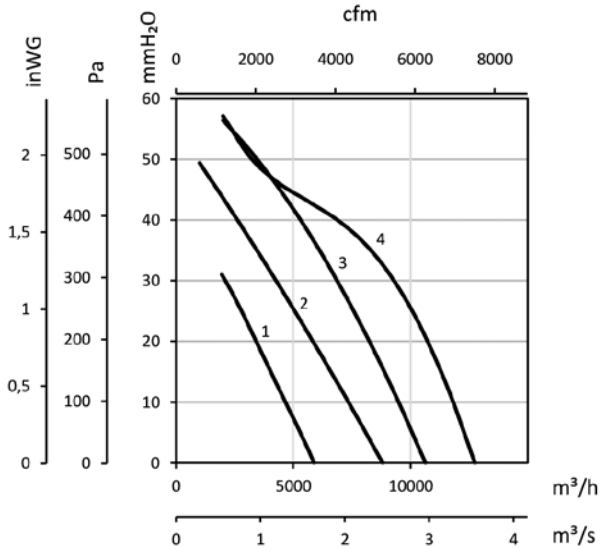
Le dimensioni corrispondono al motore Ex eb.

Curve caratteristiche

Q= Portata in m³/h, m³/s e cfm

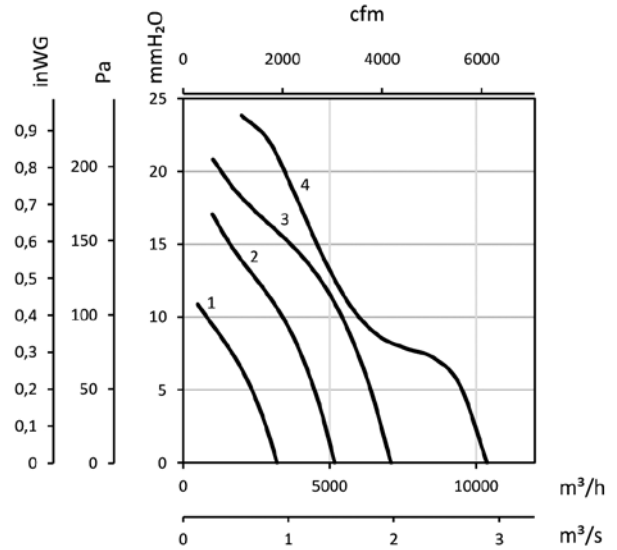
Pe= Pressione statica in mmH₂O, Pa e inwg

2T=3000 giri/min



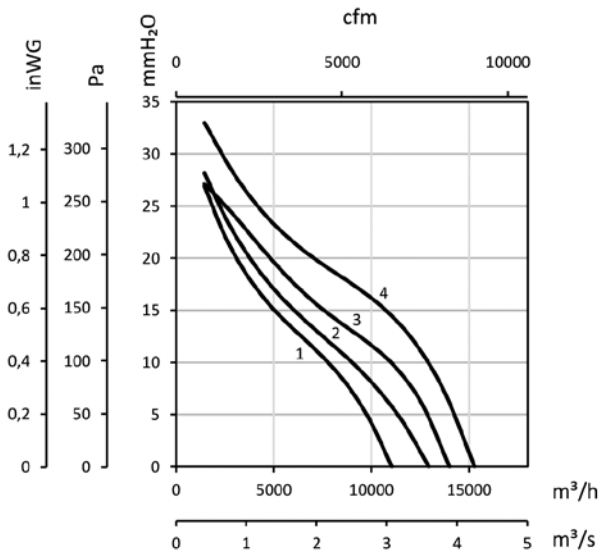
- 1 : HCT/ATEX-35-2T
- 2 : HCT/ATEX-40-2T-1.5
- 3 : HCT/ATEX-45-2T-2
- 4 : HCT/ATEX-45-2T-3

4T=1500 giri/min



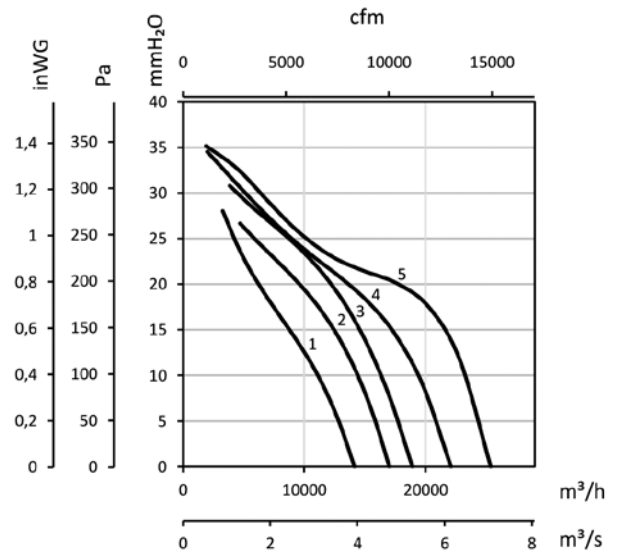
- 1 : HCT/ATEX-35-4T
- 2 : HCT/ATEX-40-4T-0.33
- 3 : HCT/ATEX-45-4T-0.5
- 4 : HCT/ATEX-50-4T-0.75

4T=1500 giri/min



- 1 : HCT/ATEX-56-4T-0.75
- 2 : HCT/ATEX-56-4T-1
- 3 : HCT/ATEX-56-4T-1.5
- 4 : HCT/ATEX-56-4T-2

4T=1500 giri/min



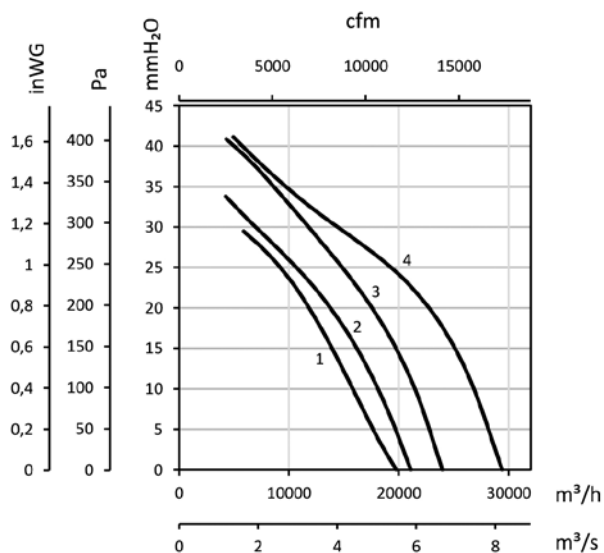
- 1 : HCT/ATEX-63-4T-1
- 2 : HCT/ATEX-63-4T-1.5
- 3 : HCT/ATEX-63-4T-2
- 4 : HCT/ATEX-63-4T-3
- 5 : HCT/ATEX-63-4T-4

Curve caratteristiche

Q= Portata in m³/h, m³/s e cfm

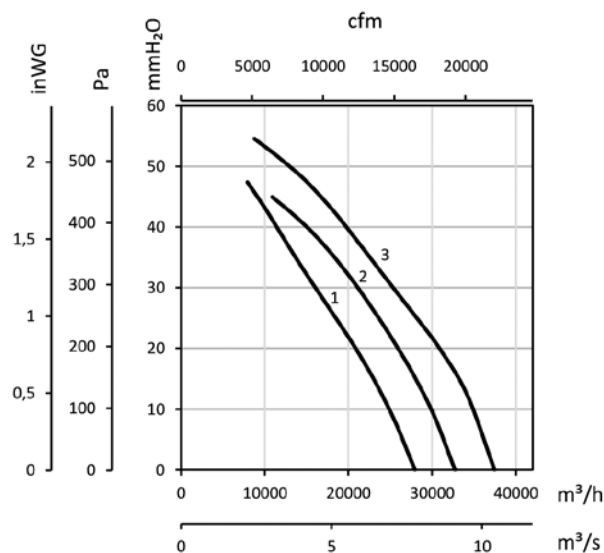
Pe= Pressione statica in mmH₂O, Pa e inwg

4T=1500 giri/min



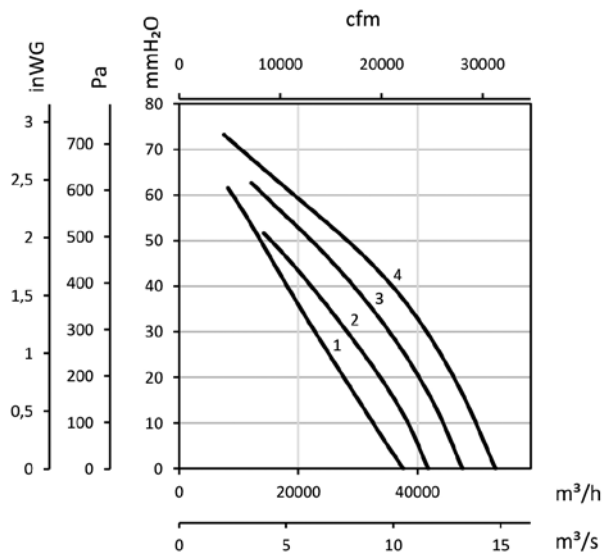
- 1 : HCT/ATEX-71-4T-1.5
- 2 : HCT/ATEX-71-4T-2
- 3 : HCT/ATEX-71-4T-3
- 4 : HCT/ATEX-71-4T-4

4T=1500 giri/min



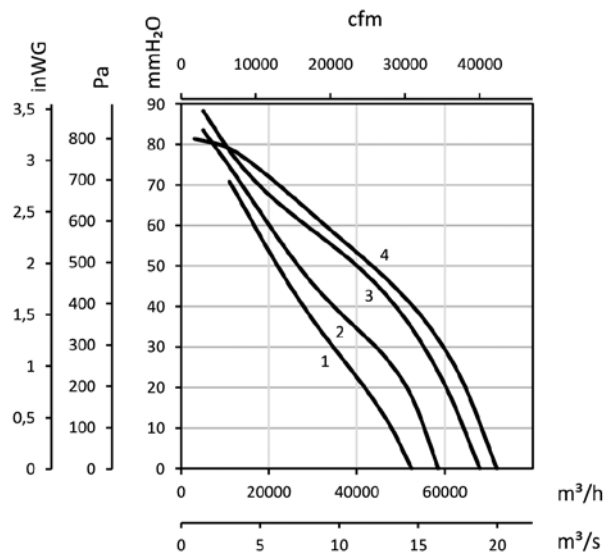
- 1 : HCT/ATEX-80-4T-3
- 2 : HCT/ATEX-80-4T-4
- 3 : HCT/ATEX-80-4T-5.5

4T=1500 giri/min



- 1 : HCT/ATEX-90-4T-4
- 2 : HCT/ATEX-90-4T-5.5
- 3 : HCT/ATEX-90-4T-7.5
- 4 : HCT/ATEX-90-4T-10

4T=1500 giri/min



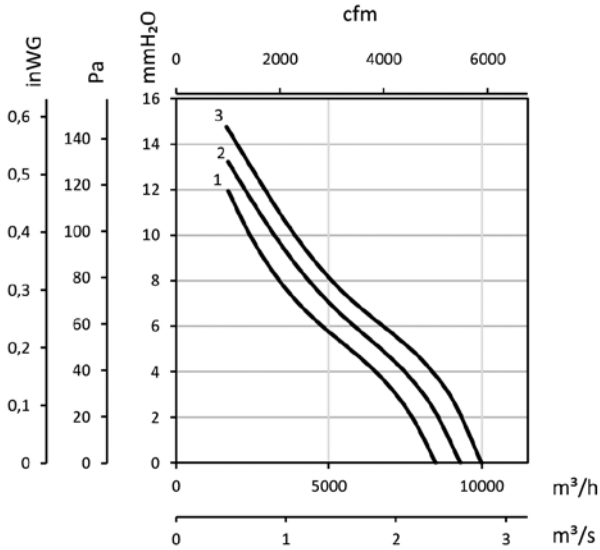
- 1 : HCT/ATEX-100-4T-7.5
- 2 : HCT/ATEX-100-4T-10
- 3 : HCT/ATEX-100-4T-15
- 4 : HCT/ATEX-100-4T-20

Curve caratteristiche

Q= Portata in m³/h, m³/s e cfm

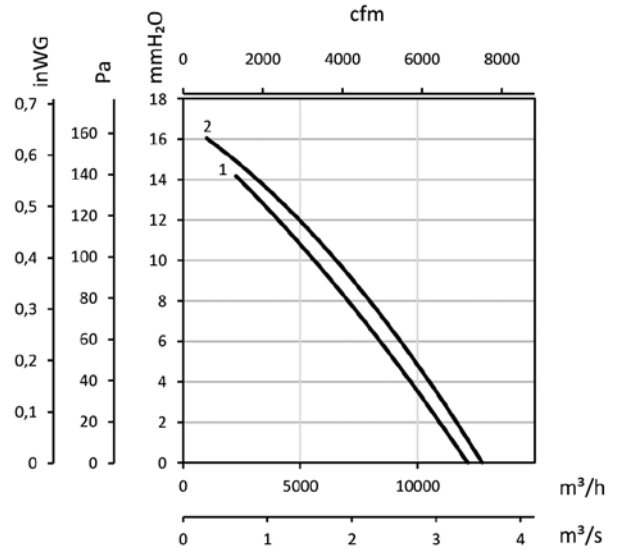
Pe= Pressione statica in mmH₂O, Pa e inWG

6T=1000 giri/min



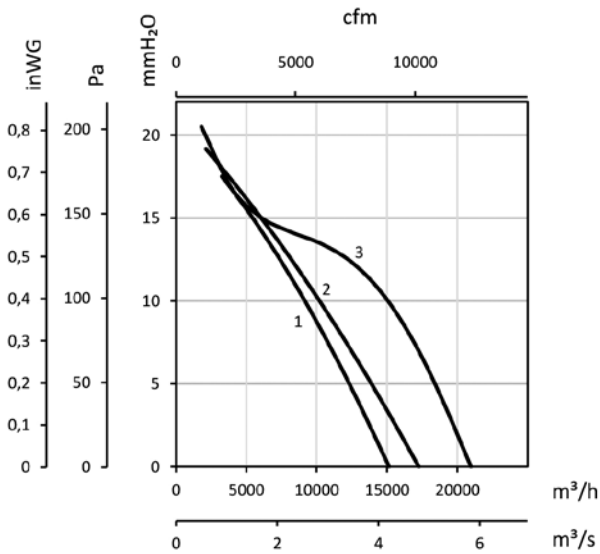
1 : HCT/ATEX-56-6T-0.33
2 : HCT/ATEX-56-6T-0.5
3 : HCT/ATEX-56-6T-0.75

6T=1000 giri/min



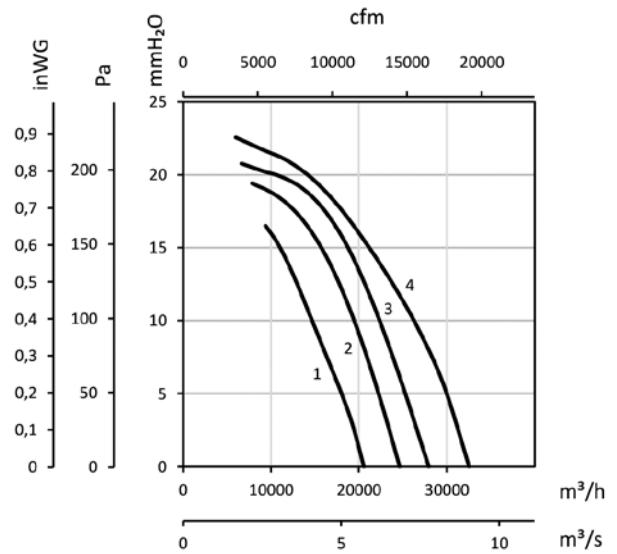
1 : HCT/ATEX-63-6T-0.5
2 : HCT/ATEX-63-6T-0.75

6T=1000 giri/min



1 : HCT/ATEX-71-6T-0.75
2 : HCT/ATEX-71-6T-1
3 : HCT/ATEX-71-6T-1.5

6T=1000 giri/min

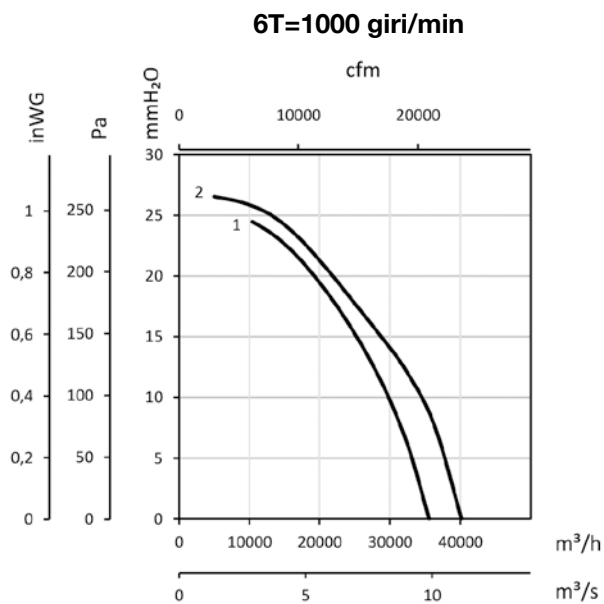


1 : HCT/ATEX-80-6T-1
2 : HCT/ATEX-80-6T-1.5
3 : HCT/ATEX-80-6T-2
4 : HCT/ATEX-80-6T-3

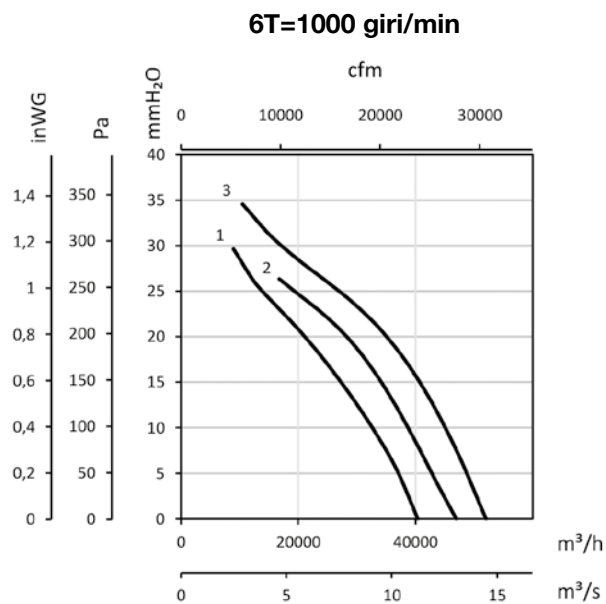
Curve caratteristiche

Q= Portata in m³/h, m³/s e cfm

Pe= Pressione statica in mmH₂O, Pa e inwg



1 : HCT/ATEX-90-6T-3
2 : HCT/ATEX-90-6T-4



1 : HCT/ATEX-100-6T-3
2 : HCT/ATEX-100-6T-4
3 : HCT/ATEX-100-6T-5.5

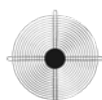
Accessori



INT/ATEX



P



RT



PV



BTUB



PS



PT



PT/H



S