

# HT/EC

**Axial rooftop fans with flat base, with EC Technology IE5 motor**



HT/EC-45...63



HT/EC-71...100



EC TECHNOLOGY MOTOR with integrated electronics



EC CONTROL Supplied as an optional accessory

Axial roof fans, with fiberglass reinforced plastic impeller, with flat base, equipped with EC Technology IE5 motor with integrated electronics, specially designed to obtain high energy efficiency.

**Fan:**

- Support base in painted galvanized steel sheet.
- Fibreglass reinforced polyamide-6 impeller.
- Bird protection grid.
- Anti-rain deflector cap in painted galvanized sheet steel, with anti-corrosion protection.
- Airflow direction from motor to impeller.

**Motor:**

- High efficiency EC Technology motors with integrated electronics, regulated by 0-10 V or 4-20 mA.
- IE5 efficiency motors, class F and IP55 protection.
- Single-phase 230 V 50/60 Hz and three-phase 400 V 50/60 Hz.
- Working temperature: -25 °C +60 °C.

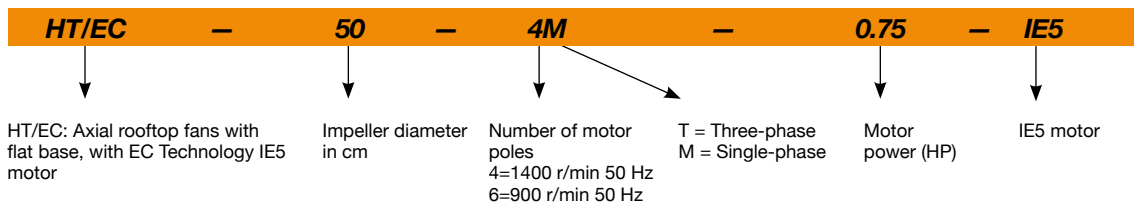
**EC CONTROL:** Supplied as an optional accessory. Control panel for ventilation systems with EC Technology motors with the electronics integrated in the motor itself. With the following characteristics:

- CPC: Constant pressure control.
- CFC: Constant flow control.
- DAY/NIGHT: Double pressure setpoint adjustment according to time of day.
- External sensor: compatible with temperature, humidity, air quality or CO sensor.
- Equipment preconfigured in constant pressure mode with 100 Pa set point.

**Finish:**

- Anti-corrosive finish in polyester resin, polymerised at 190 °C, after degreasing with phosphate-free nanotechnology treatment.

## Order code



## Technical characteristics

Model	Speed (r/min)	Maximum admissible current (A)		Max. electric power (kW)	Maximum flow rate (m³/h)	Sound pressure level dB (A)		Approx. weight (Kg)	According ErP
		230V	400V			Inlet	Exhaust		
HT/EC-45-4M-0.5 IE5	1400	3.4		0.37	6500	55	54	50	2018
HT/EC-50-4M-0.75 IE5	1350	4.8		0.55	8500	59	57	62	2018
HT/EC-56-4M-1 IE5	1420	5.8		0.75	9800	61	57	63	2018
HT/EC-63-4M-1.5 IE5	1455	8.9		1.10	14000	63	59	94	2018
HT/EC-71-4M-1.5 IE5	1440	8.9		1.10	18000	69	67	109	2018
HT/EC-80-4T-3 IE5	1435		5.9	2.20	26200	73	70	163	2018
HT/EC-90-4T-5.5 IE5	1450		10.6	4.00	31500	78	75	210	2018
HT/EC-100-6T-2 IE5	950		2.9	1.50	25000	71	68	220	2018
HT/EC-100-6T-3 IE5	950		7.5	2.20	28200	75	72	231	2018



## Erp. (Energy Related Products)

Information on Directive 2009/125/EC can be downloaded from the SODECA website or the QuickFan selector programme.

### Acoustic characteristics

The indicated values are determined by measuring the pressure and sound power levels in dB(A) obtained in a free field at a distance equivalent to twice the size of the fan plus the impeller diameter, with a minimum of 1.5 m.

#### Sound power spectrum Lw(A) in dB(A) per Hz frequency band

##### Values measured at inlet with maximum flow rate (Qmax)

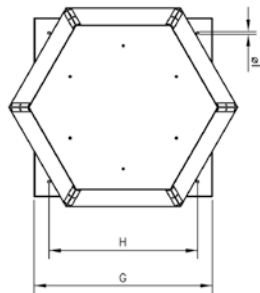
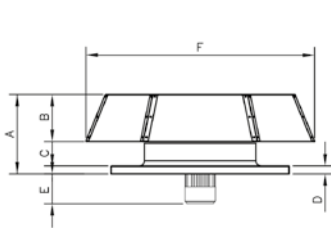
HT/EC-45-4M	32	49	61	69	74	74	70	63
HT/EC-50-4M	36	53	65	73	78	78	74	67
HT/EC-56-4M	38	55	67	75	80	80	76	69
HT/EC-63-4M	40	57	69	77	82	82	78	71
HT/EC-71-4M	46	63	75	83	88	88	84	77
HT/EC-80-4T	57	78	85	90	93	89	82	71
HT/EC-90-4T	61	82	89	94	97	93	86	75
HT/EC-100-6T-2	55	76	83	88	91	87	80	69
HT/EC-100-6T-3	59	80	87	92	95	91	84	73

##### Values measured at exhaust with maximum flow rate (Qmax)

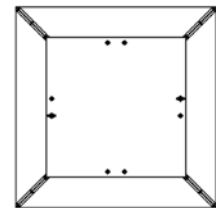
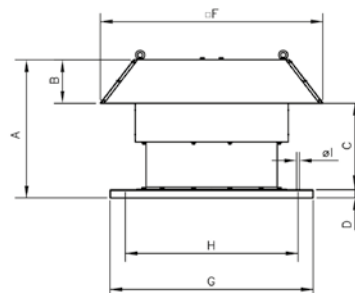
HT/EC-45-4M	30	47	59	67	72	72	68	61
HT/EC-50-4M	34	51	63	71	76	76	72	65
HT/EC-56-4M	34	51	63	71	76	76	72	65
HT/EC-63-4M	36	53	65	73	78	78	74	67
HT/EC-71-4M	44	61	73	81	86	86	82	75
HT/EC-80-4T	54	75	82	87	90	86	79	68
HT/EC-90-4T	58	79	86	91	94	90	83	72
HT/EC-100-6T-2	52	73	80	85	88	84	77	66
HT/EC-100-6T-3	56	77	84	89	92	88	81	70

### Dimensions mm

#### HT/EC-45 ... 63



#### HT/EC-71 ... 100



	A	B	C	D	E	F	G	H	ØI
HT/EC-45	342	202	90	50	171	923	710	590	12
HT/EC-50	373	238	85	50	193	1154	800	680	12
HT/EC-56	402	238	124	40	225	1154	800	750	14
HT/EC-63	457	277	141	40	171	1384	1000	850	14
HT/EC-71	760	195	525	40	-	1120	1000	850	14
HT/EC-80	790	215	525	50	-	1252	1150	1000	14
HT/EC-90	910	232	638	40	-	1380	1150	1000	14
HT/EC-100	1055	252	753	50	-	1527	1250	1100	14

### Accessories



INT



EC CONTROL



MTP



BTUB



MS



PA



BS



OP



S



SI-CO2 IND



SI-TEMP IND



SI-TEMP+HUMEDAD



SI-HUMEDAD



SI-MF



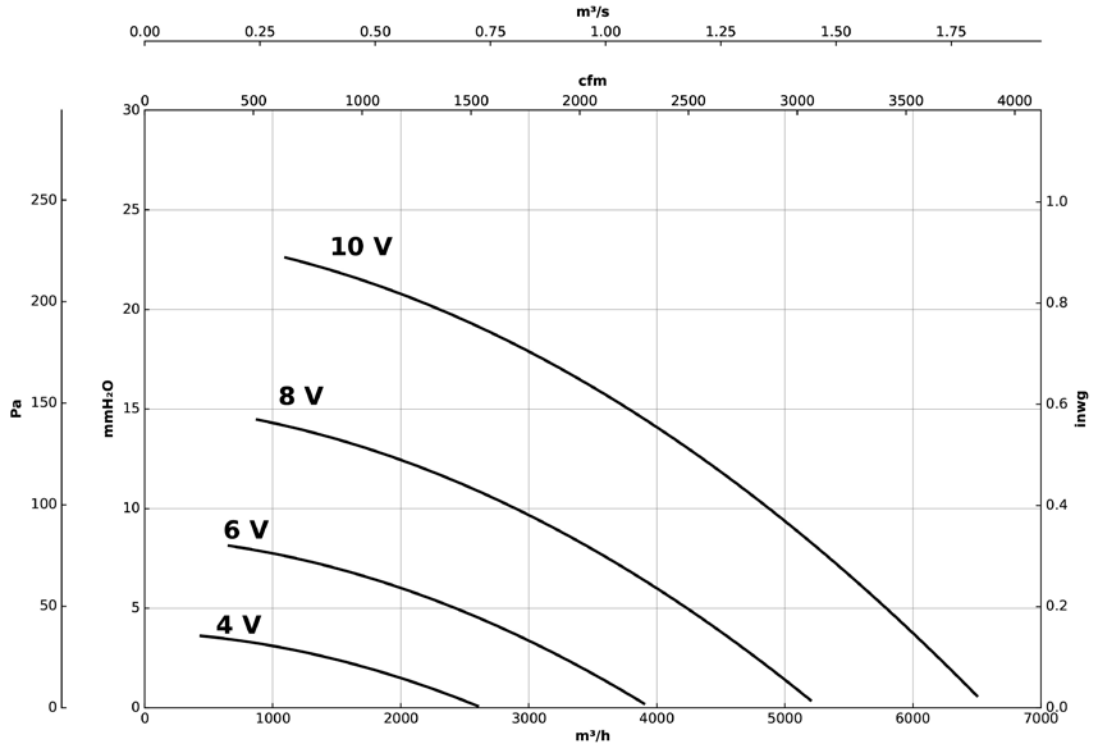
SI-PRESIÓN

### Characteristic curves

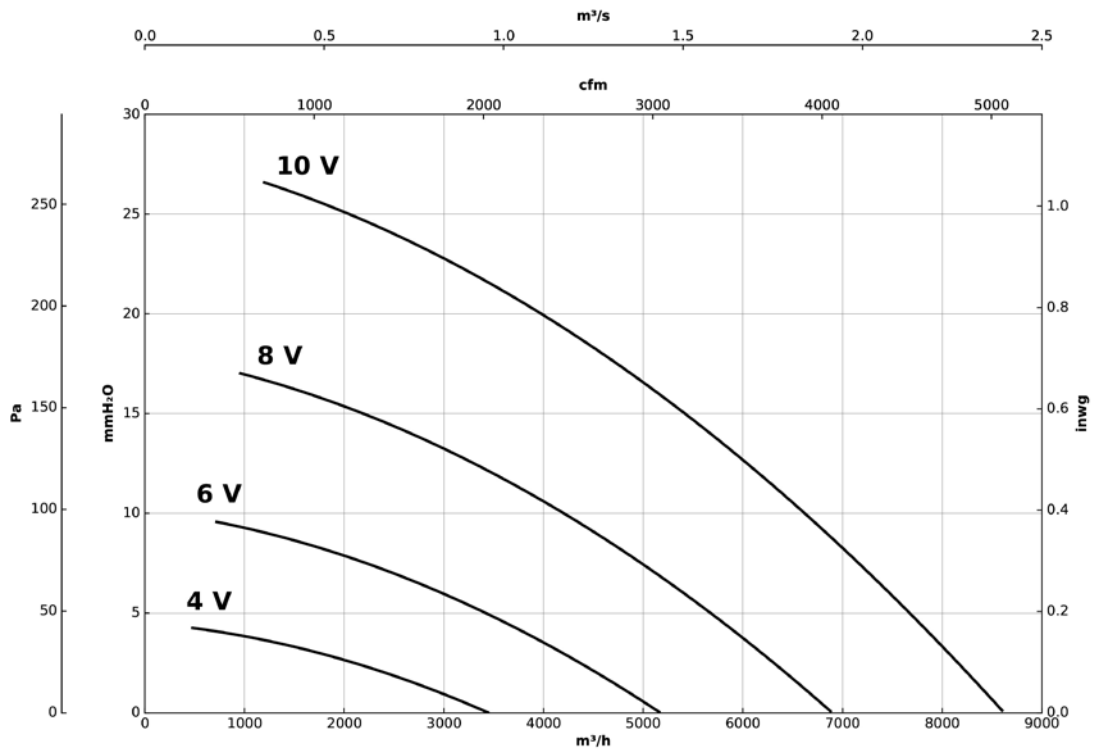
Q= Flow rate in m<sup>3</sup>/h, m<sup>3</sup>/s and cfm

Pe= Static pressure in mm H<sub>2</sub>O, Pa and inwg

#### HT/EC-45-4M



#### HT/EC-50-4M

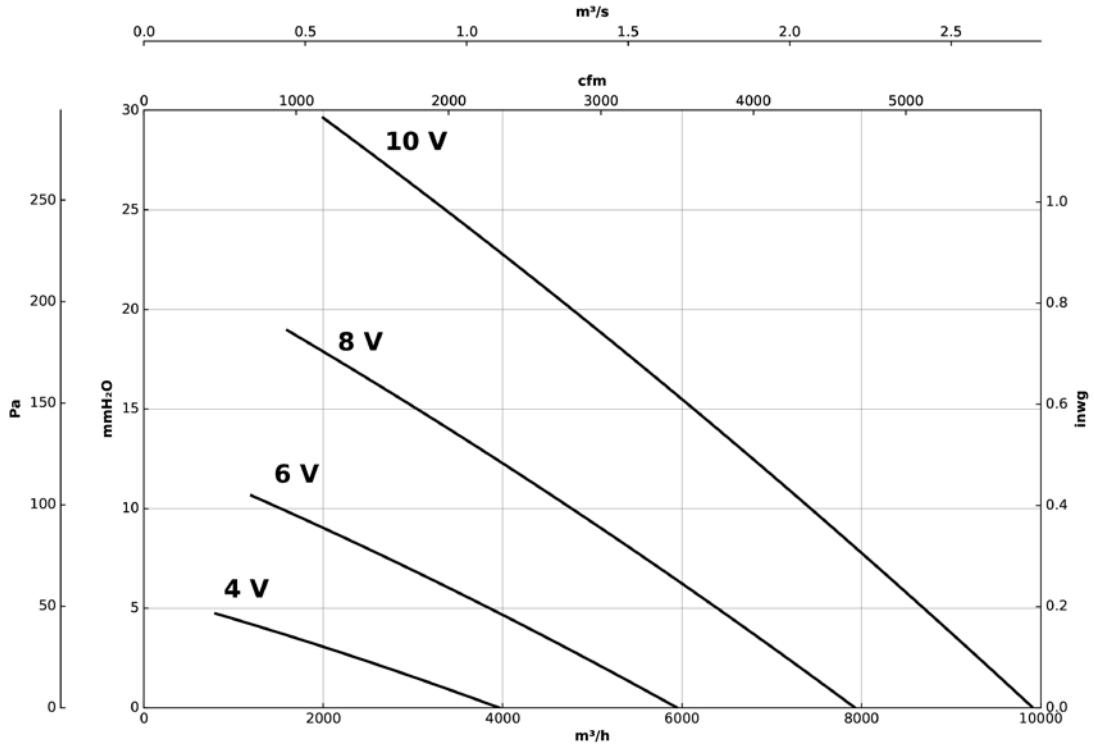


**Characteristic curves**

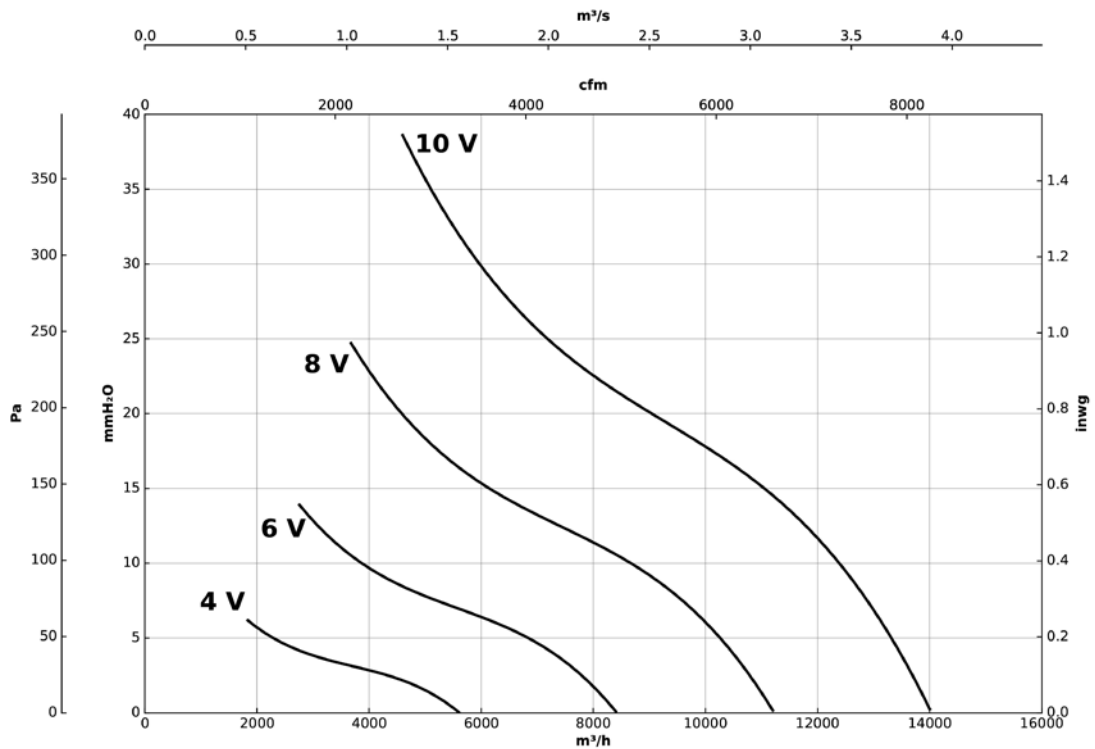
Q= Flow rate in m<sup>3</sup>/h, m<sup>3</sup>/s and cfm

Pe= Static pressure in mm H<sub>2</sub>O, Pa and inwg

**HT/EC-56-4M**



**HT/EC-63-4M**

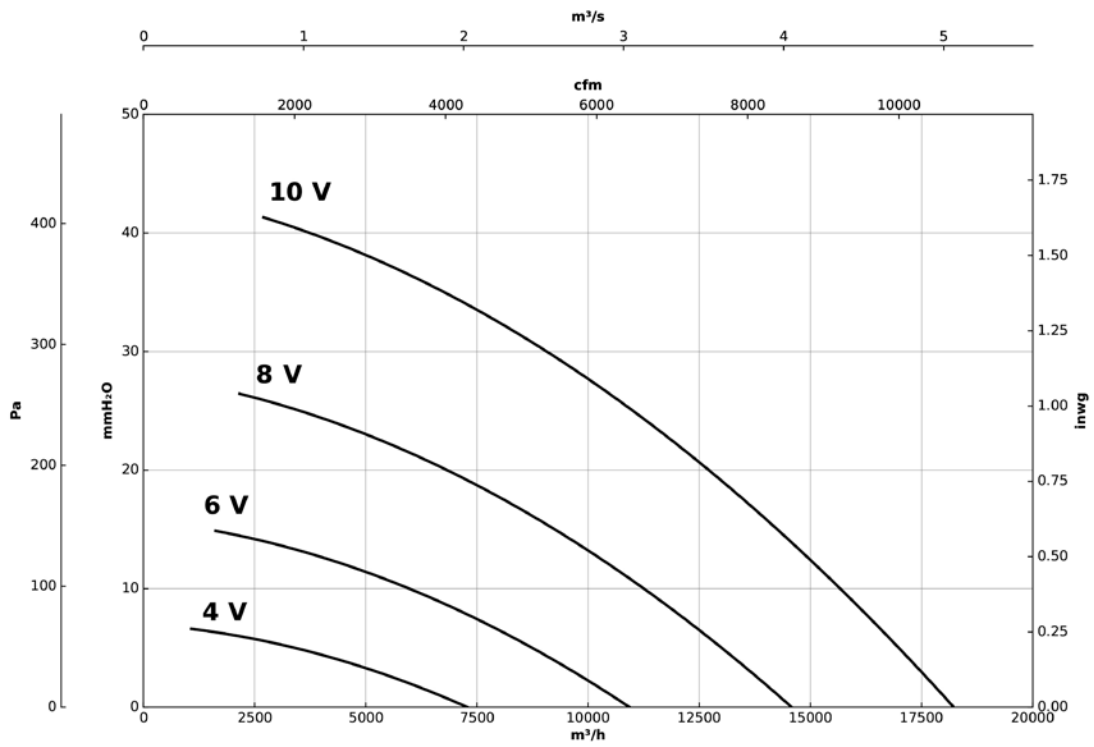


### Characteristic curves

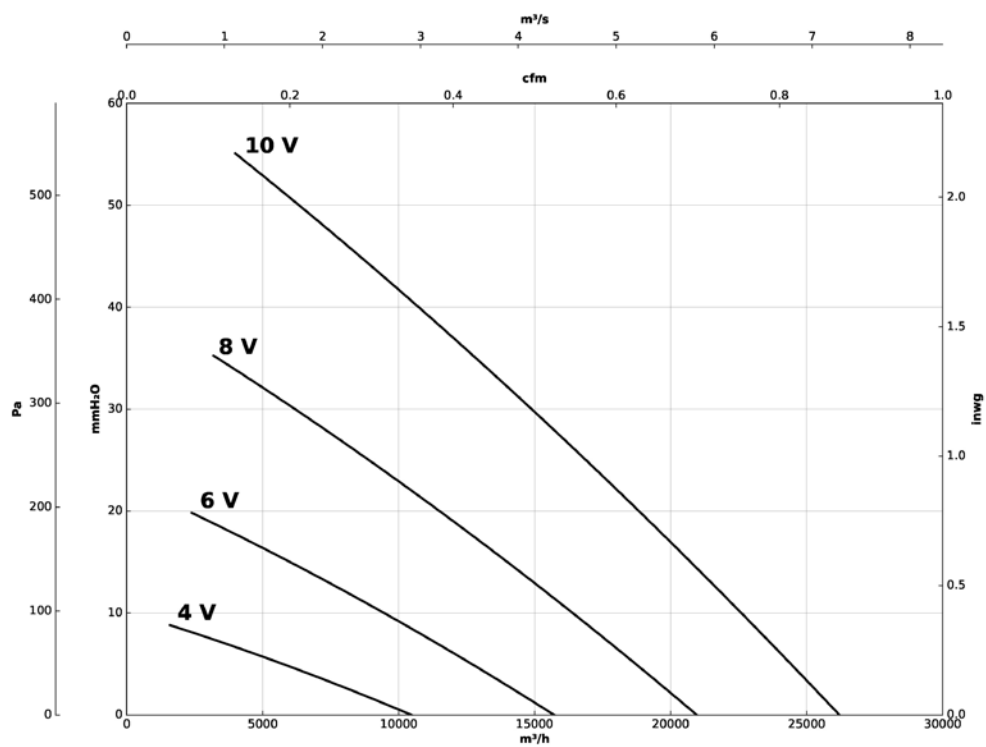
Q= Flow rate in m<sup>3</sup>/h, m<sup>3</sup>/s and cfm

Pe= Static pressure in mm H<sub>2</sub>O, Pa and inwg

#### HT/EC-71-4M



#### HT/EC-80-4T

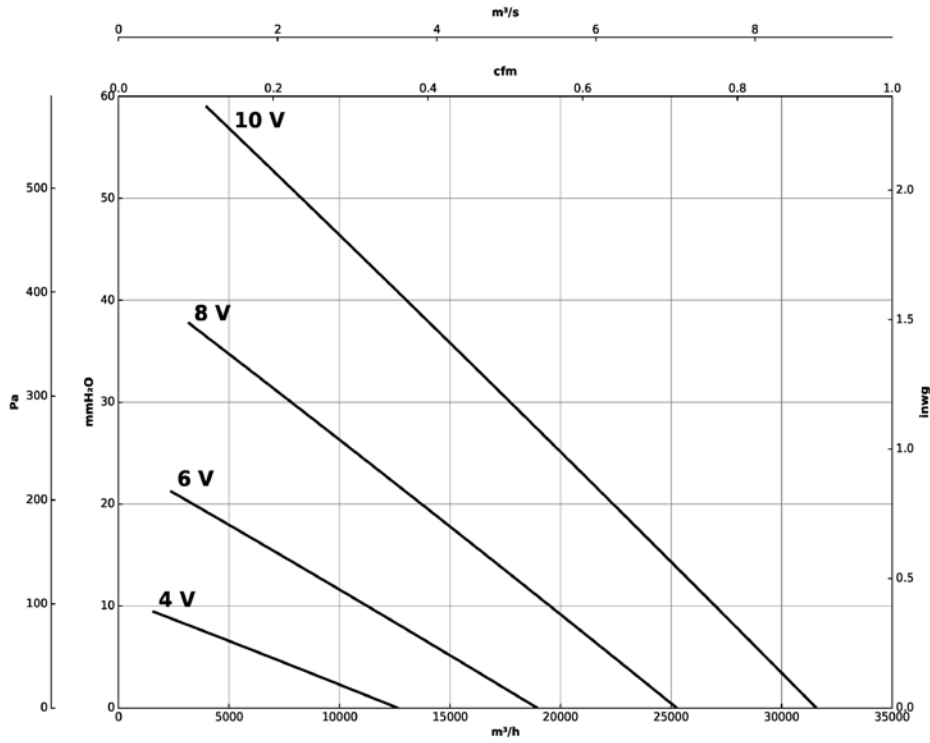


**Characteristic curves**

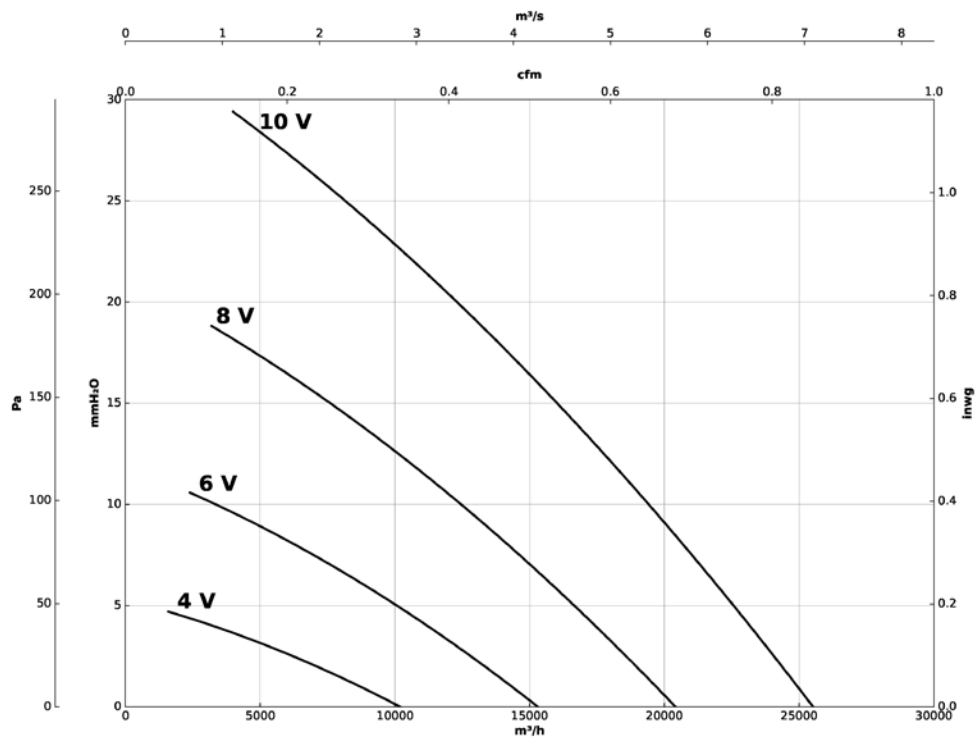
Q= Flow rate in m<sup>3</sup>/h, m<sup>3</sup>/s and cfm

Pe= Static pressure in mm H<sub>2</sub>O, Pa and inwg

**HT/EC-90-4T**



**HT/EC-100-6T-2**



### Characteristic curves

Q= Flow rate in m<sup>3</sup>/h, m<sup>3</sup>/s and cfm

Pe= Static pressure in mm H<sub>2</sub>O, Pa and inwg

