

# HCT/ATEX

**Extremely robust, tubular axial fans, with ATEX 2G or 2D certification and Ex db, Ex eb or Ex tb motor**



Notified authority: LOM  
 Identification no.: LOM 03ATEX0157  
 Motor marking:  
 Ⓜ II 2G Ex db IIB T4 Gb  
 Ⓜ II 2G Ex eb IIB T3 Gb  
 Ⓜ II 2D Ex tb IIIC T135 °C Db



ATEX 2G or 2D certified, tubular axial fans with flameproof Ex db, increased safety Ex eb or dust ignition proof Ex tb motor to work in explosive gas or dust atmospheres.

**Fan:**

- Tubular casing made of sheet steel with aluminium strip in rotor zone, in accordance with standard EN 14986.
- Cast aluminium impellers.
- With inspection hatch.
- Airflow direction from motor to impeller.
- Standard marking with flameproof motor (Ex db): II 2G Ex h IIB T4 Gb.
- Standard marking with increased safety motor (Ex eb): II 2G Ex h IIB T3 Gb.
- Standard marking with motor for dust ignition proof (Ex tb): II 2D Ex h IIIC T135 °C Db.

**Motor:**

- Class F motors with ball bearings and ATEX certification flameproof Ex db, increased safety Ex eb or dust ignition proof Ex tb.

- Three-phase 230/400 V 50 Hz (up to 4 kW) and 400/690 V 50 Hz (powers greater than 4 kW).
- Working temperature: -20 °C +40 °C.

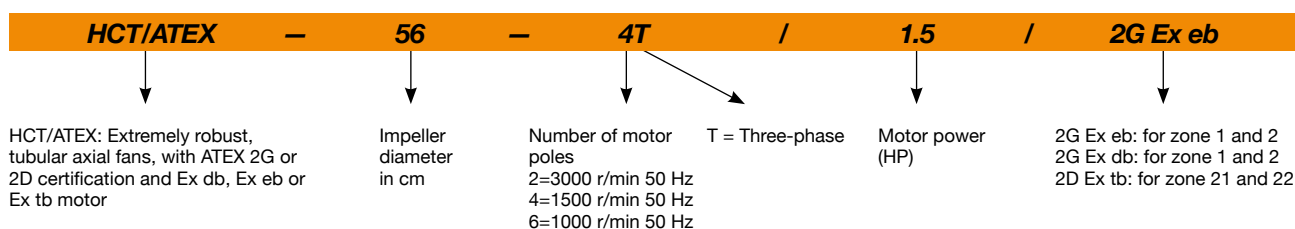
**Finish:**

- Anti-corrosive with ATEX paint, free of iron components, in polyester resin polymerized at 190 °C, after degreasing with phosphate-free nanotechnological treatment.

**On request:**

- Motors with built-in PTC.
- Special windings for different voltages and frequencies.
- ATEX construction for flammable dust.
- ATEX fan with greater protection than the standard marking.
- Fans with 2 speed motor.
- Ex db flameproof single-phase motors.

## Order code



## Technical characteristics

Model	Speed (r/min)	Maximum admissible current (A)			Installed power (kW)	Maximum flow rate (m³/h)	Sound pressure level¹ dB (A)		Approx. weight (Kg)	
		230V	400V	690V			Inlet	Ex eb	Ex db	
HCT/ATEX-35-2T	2770	1.62	0.93		0.37	5885	67	13	23	
HCT/ATEX-35-4T	1400	1.28	0.74		0.12	3210	49	12	19	
HCT/ATEX-40-2T-1.5	2850	3.93	2.26		1.10	8805	74	27	40	
HCT/ATEX-40-4T-0.33	1370	1.25	0.72		0.25	5175	54	21	30	
HCT/ATEX-45-2T-2	2800	5.67	3.26		1.50	10630	77	30	49	
HCT/ATEX-45-2T-3	2860	8.73	5.02		2.20	12745	79	33	54	
HCT/ATEX-45-4T-0.5	1370	2.60	1.50		0.37	7100	59	25	33	
HCT/ATEX-50-4T-0.75	1410	2.87	1.65		0.55	10380	63	27	41	
HCT/ATEX-56-4T-0.75	1410	2.87	1.65		0.55	11040	65	32	46	
HCT/ATEX-56-4T-1	1410	3.81	2.20		0.75	12940	66	34	47	

## Technical characteristics

Model	Speed (r/min)	Maximum admissible current (A)			Installed power (kW)	Maximum flow rate (m³/h)	Sound pressure level¹ dB (A)		Approx. weight (Kg)	
		230V	400V	690V			Inlet	Ex eb	Ex db	
HCT/ATEX-56-4T-1.5	1410	4.54	2.61		1.10	13995	67	36	55	
HCT/ATEX-56-4T-2	1400	6.93	4.00		1.50	15290	68	39	59	
HCT/ATEX-56-6T-0.33	910	2.42	1.40		0.25	8500	54	31	39	
HCT/ATEX-56-6T-0.5	935	2.77	1.60		0.37	9300	54	34	43	
HCT/ATEX-56-6T-0.75	930	3.46	2.00		0.55	9995	55	34	47	
HCT/ATEX-63-4T-1	1410	3.81	2.20		0.75	14145	68	43	56	
HCT/ATEX-63-4T-1.5	1410	4.54	2.61		1.10	17020	69	45	64	
HCT/ATEX-63-4T-2	1400	6.93	4.00		1.50	18910	70	48	68	
HCT/ATEX-63-4T-3	1410	8.30	4.77		2.20	22090	71	53	76	
HCT/ATEX-63-4T-4	1440	11.27	6.48		3.00	25390	72	56	79	
HCT/ATEX-63-6T-0.5	935	2.77	1.60		0.37	12135	59	43	52	
HCT/ATEX-63-6T-0.75	930	3.46	2.00		0.55	12760	60	43	56	
HCT/ATEX-71-4T-1.5	1410	4.54	2.61		1.10	19770	73	51	70	
HCT/ATEX-71-4T-2	1400	6.93	4.00		1.50	21090	74	54	74	
HCT/ATEX-71-4T-3	1410	8.30	4.77		2.20	23970	76	60	83	
HCT/ATEX-71-4T-4	1440	11.27	6.48		3.00	29410	77	63	86	
HCT/ATEX-71-6T-0.75	930	3.46	2.00		0.55	15130	62	49	62	
HCT/ATEX-71-6T-1	930	4.16	2.40		0.75	17260	63	51	70	
HCT/ATEX-71-6T-1.5	910	5.89	3.40		1.10	20965	64	54	75	
HCT/ATEX-80-4T-3	1410	8.30	4.77		2.20	27940	77	69	92	
HCT/ATEX-80-4T-4	1440	11.27	6.48		3.00	32720	78	72	95	
HCT/ATEX-80-4T-5.5	1450	15.29	8.79		4.00	37440	79	74	98	
HCT/ATEX-80-6T-1	930	4.16	2.40		0.75	20560	66	60	79	
HCT/ATEX-80-6T-1.5	910	5.89	3.40		1.10	24650	67	63	84	
HCT/ATEX-80-6T-2	940	7.62	4.40		1.50	27960	68	71	95	
HCT/ATEX-80-6T-3	940	9.35	5.40		2.20	32545	69	74	98	
HCT/ATEX-90-4T-4	1440	11.27	6.48		3.00	37635	83	87	110	
HCT/ATEX-90-4T-5.5	1450	15.29	8.79		4.00	41810	85	90	114	
HCT/ATEX-90-4T-7.5	1440		10.64	18.50	5.50	47550	87	103	142	
HCT/ATEX-90-4T-10	1450		14.39	25.03	7.50	53120	88	111	145	
HCT/ATEX-90-6T-3	940	9.35	5.40		2.20	35555	74	90	114	
HCT/ATEX-90-6T-4	945	14.72	8.50		3.00	40165	75	102	142	
HCT/ATEX-100-4T-7.5	1440		10.64	18.50	5.50	52470	90	115	154	
HCT/ATEX-100-4T-10	1450		14.39	25.03	7.50	58560	91	122	156	
HCT/ATEX-100-4T-15	1460		20.76	36.10	11.00	68000	92	159	256	
HCT/ATEX-100-4T-20	1450		28.19	49.03	15.00	71850	93	178	279	
HCT/ATEX-100-6T-3	940	9.35	5.40		2.20	40390	80	101	125	
HCT/ATEX-100-6T-4	945	14.72	8.50		3.00	46960	81	113	153	
HCT/ATEX-100-6T-5.5	950	18.88	10.90		4.00	52025	82	120	156	

1. The noise level values are pressures in dB(A) measured at a distance of 3 metres in a free field.

## Acoustic characteristics

Sound power spectrum Lw(A) in dB(A) per Hz frequency band  
Values measured at inlet with maximum flow rate

	63	125	250	500	1000	2000	4000	8000		63	125	250	500	1000	2000	4000	8000
HCT/ATEX-35-2T	48	63	82	81	82	81	76	67	HCT/ATEX-56-6T-0.33	36	56	64	69	71	68	61	50
HCT/ATEX-35-4T	30	45	64	63	64	63	58	49	HCT/ATEX-56-6T-0.5	36	56	64	69	71	68	61	50
HCT/ATEX-40-2T-1.5	55	70	89	88	89	88	83	74	HCT/ATEX-56-6T-0.75	37	57	65	70	72	69	62	51
HCT/ATEX-40-4T-0.33	35	50	69	68	69	68	63	54	HCT/ATEX-63-4T-1	50	70	78	83	85	82	75	64
HCT/ATEX-45-2T-2	51	68	80	88	93	93	89	82	HCT/ATEX-63-4T-1.5	51	71	79	84	86	83	76	65
HCT/ATEX-45-2T-3	53	70	82	90	95	95	91	84	HCT/ATEX-63-4T-2	52	72	80	85	87	84	77	66
HCT/ATEX-45-4T-0.5	33	50	62	70	75	75	71	64	HCT/ATEX-63-4T-3	53	73	81	86	88	85	78	67
HCT/ATEX-50-4T-0.75	37	54	67	74	79	80	75	68	HCT/ATEX-63-4T-4	54	74	82	87	89	86	79	68
HCT/ATEX-56-4T-0.75	47	67	75	80	82	79	72	61	HCT/ATEX-63-6T-0.5	41	61	69	74	76	73	66	55
HCT/ATEX-56-4T-1	48	68	76	81	83	80	73	62	HCT/ATEX-63-6T-0.75	42	62	70	75	77	74	67	56
HCT/ATEX-56-4T-1.5	49	69	77	82	84	81	74	63	HCT/ATEX-71-4T-1.5	55	75	83	88	90	87	80	69
HCT/ATEX-56-4T-2	50	70	78	83	85	82	75	64	HCT/ATEX-71-4T-2	56	76	84	89	91	88	81	70

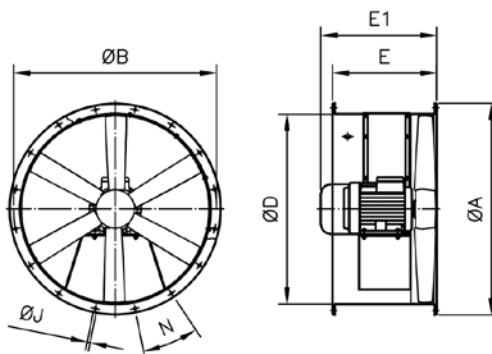
## Acoustic characteristics

Sound power spectrum Lw(A) in dB(A) per Hz frequency band  
Values measured at inlet with maximum flow rate

	63	125	250	500	1000	2000	4000	8000
HCT/ATEX-71-4T-3	58	78	86	91	93	90	83	72
HCT/ATEX-71-4T-4	59	79	87	92	94	91	84	73
HCT/ATEX-71-6T-0.75	44	64	72	77	79	76	69	58
HCT/ATEX-71-6T-1	45	65	73	78	80	77	70	59
HCT/ATEX-71-6T-1.5	46	66	74	79	81	78	71	60
HCT/ATEX-80-4T-3	59	79	87	92	94	91	84	73
HCT/ATEX-80-4T-4	60	80	88	93	95	92	85	74
HCT/ATEX-80-4T-5.5	61	81	89	94	96	93	86	75
HCT/ATEX-80-6T-1	48	68	76	81	83	80	73	62
HCT/ATEX-80-6T-1.5	49	69	77	82	84	81	74	63
HCT/ATEX-80-6T-2	50	70	78	83	85	82	75	64
HCT/ATEX-80-6T-3	51	71	79	84	86	83	76	65
HCT/ATEX-90-4T-4	65	86	93	98	101	97	90	79

	63	125	250	500	1000	2000	4000	8000
HCT/ATEX-90-4T-5.5	67	88	95	100	103	99	92	81
HCT/ATEX-90-4T-7.5	69	90	97	102	105	101	94	83
HCT/ATEX-90-4T-10	70	91	98	103	106	102	95	84
HCT/ATEX-90-6T-3	56	77	84	89	92	88	81	70
HCT/ATEX-90-6T-4	57	78	85	90	93	89	82	71
HCT/ATEX-100-4T-7.5	72	92	100	105	107	104	97	86
HCT/ATEX-100-4T-10	73	93	101	106	108	105	98	87
HCT/ATEX-100-4T-15	74	94	102	107	109	106	99	88
HCT/ATEX-100-4T-20	75	95	103	108	110	107	100	89
HCT/ATEX-100-6T-3	62	82	90	95	97	94	87	76
HCT/ATEX-100-6T-4	63	83	91	96	98	95	88	77
HCT/ATEX-100-6T-5.5	64	84	92	97	99	96	89	78

## Dimensions mm



	ØA	ØB	ØD	E	E1	ØJ	N
HCT/ATEX-35-2T	425	395	355	280	306	10	8x45°
HCT/ATEX-35-4T	425	395	355	280	322	10	8x45°
HCT/ATEX-40-2T-1.5	490	450	410	400	400	12	8x45°
HCT/ATEX-40-4T-0.33	490	450	410	400	400	12	8x45°
HCT/ATEX-45-2T-2	540	500	460	400	422	12	8x45°
HCT/ATEX-45-2T-3	540	500	460	400	422	12	8x45°
HCT/ATEX-45-4T-0.5	540	500	460	400	400	12	8x45°
HCT/ATEX-50-4T-0.75	600	560	514	400	400	12	12x30°
HCT/ATEX-56-4T-0.75	660	620	560	400	400	12	12x30°
HCT/ATEX-56-4T-1	660	620	560	400	400	12	12x30°
HCT/ATEX-56-4T-1.5	660	620	560	400	422	12	12x30°
HCT/ATEX-56-4T-2	660	620	560	400	422	12	12x30°
HCT/ATEX-56-6T-0.33	660	620	560	400	400	12	12x30°
HCT/ATEX-56-6T-0.5	660	620	560	400	400	12	12x30°
HCT/ATEX-56-6T-0.75	660	620	560	400	400	12	12x30°
HCT/ATEX-63-4T-1	730	690	640	400	400	12	12x30°
HCT/ATEX-63-4T-1.5	730	690	640	400	422	12	12x30°
HCT/ATEX-63-4T-2	730	690	640	400	422	12	12x30°
HCT/ATEX-63-4T-3	730	690	640	500	500	12	12x30°
HCT/ATEX-63-4T-4	730	690	640	500	500	12	12x30°
HCT/ATEX-63-6T-0.5	730	690	640	400	400	12	12x30°
HCT/ATEX-63-6T-0.75	730	690	640	400	400	12	12x30°
HCT/ATEX-71-4T-1.5	810	770	710	430	442	12	16x22°30'
HCT/ATEX-71-4T-2	810	770	710	430	442	12	16x22°30'
HCT/ATEX-71-4T-3	810	770	710	500	500	12	16x22°30'

	ØA	ØB	ØD	E	E1	ØJ	N
HCT/ATEX-71-4T-4	810	770	710	500	500	12	16x22°30'
HCT/ATEX-71-6T-0.75	810	770	710	430	430	12	16x22°30'
HCT/ATEX-71-6T-1	810	770	710	500	442	12	16x22°30'
HCT/ATEX-71-6T-1.5	810	770	710	500	442	12	16x22°30'
HCT/ATEX-80-4T-3	900	860	800	500	500	12	16x22°30'
HCT/ATEX-80-4T-4	900	860	800	500	500	12	16x22°30'
HCT/ATEX-80-4T-5.5	900	860	800	500	519	12	16x22°30'
HCT/ATEX-80-6T-1	900	860	800	500	500	12	16x22°30'
HCT/ATEX-80-6T-1.5	900	860	800	500	500	12	16x22°30'
HCT/ATEX-80-6T-2	900	860	800	500	500	12	16x22°30'
HCT/ATEX-80-6T-3	900	860	800	500	519	12	16x22°30'
HCT/ATEX-90-4T-4	1015	970	900	600	600	15	16x22°30'
HCT/ATEX-90-4T-5.5	1015	970	900	600	600	15	16x22°30'
HCT/ATEX-90-4T-7.5	1015	970	900	600	636	15	16x22°30'
HCT/ATEX-90-4T-10	1015	970	900	600	716	15	16x22°30'
HCT/ATEX-90-6T-3	1015	970	900	600	600	15	16x22°30'
HCT/ATEX-90-6T-4	1015	970	900	600	636	15	16x22°30'
HCT/ATEX-100-4T-7.5	1115	1070	1000	600	636	15	16x22°30'
HCT/ATEX-100-4T-10	1115	1070	1000	600	716	15	16x22°30'
HCT/ATEX-100-4T-15	1115	1070	1000	700	738	15	16x22°30'
HCT/ATEX-100-4T-20	1115	1070	1000	700	738	15	16x22°30'
HCT/ATEX-100-6T-3	1115	1070	1000	600	600	15	16x22°30'
HCT/ATEX-100-6T-4	1115	1070	1000	600	636	15	16x22°30'
HCT/ATEX-100-6T-5.5	1115	1070	1000	600	716	15	16x22°30'

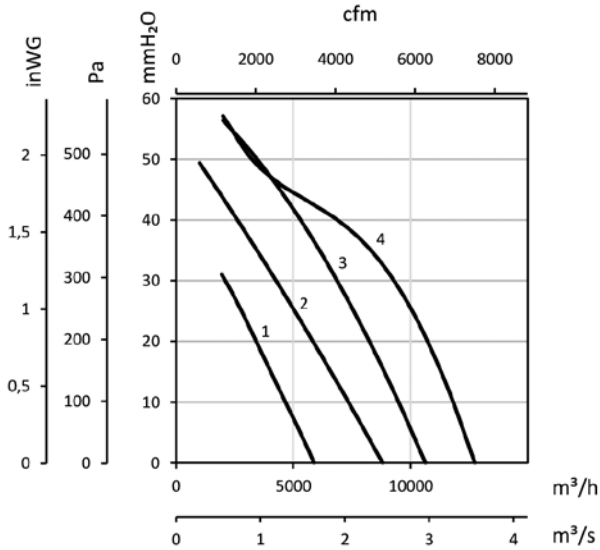
The measurements correspond to Ex eb motor.

## Characteristic curves

Q= Flow rate in m<sup>3</sup>/h, m<sup>3</sup>/s and cfm

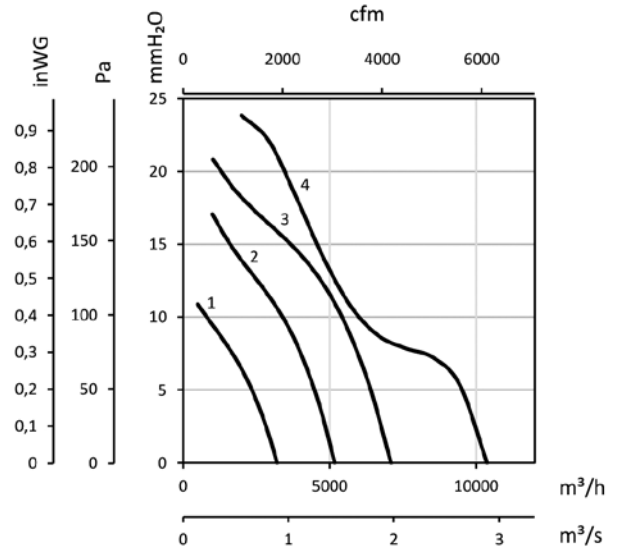
Pe= Static pressure in mm H<sub>2</sub>O, Pa and inwg

**2T=3000 r/min**



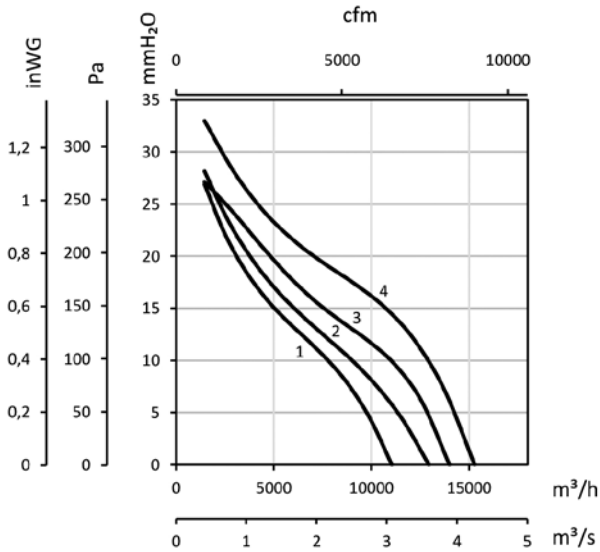
- 1 : HCT/ATEX-35-2T
- 2 : HCT/ATEX-40-2T-1.5
- 3 : HCT/ATEX-45-2T-2
- 4 : HCT/ATEX-45-2T-3

**4T=1500 r/min**



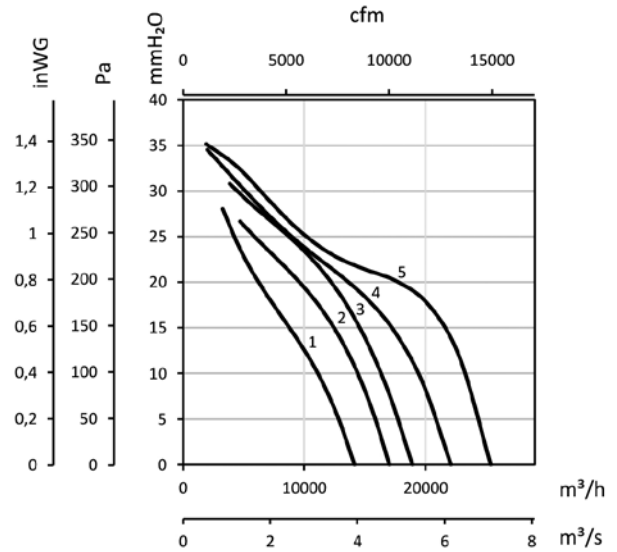
- 1 : HCT/ATEX-35-4T
- 2 : HCT/ATEX-40-4T-0.33
- 3 : HCT/ATEX-45-4T-0.5
- 4 : HCT/ATEX-50-4T-0.75

**4T=1500 r/min**



- 1 : HCT/ATEX-56-4T-0.75
- 2 : HCT/ATEX-56-4T-1
- 3 : HCT/ATEX-56-4T-1.5
- 4 : HCT/ATEX-56-4T-2

**4T=1500 r/min**

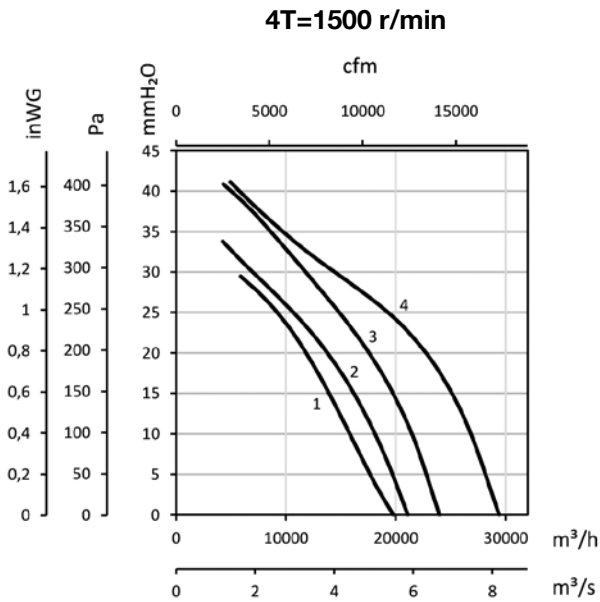


- 1 : HCT/ATEX-63-4T-1
- 2 : HCT/ATEX-63-4T-1.5
- 3 : HCT/ATEX-63-4T-2
- 4 : HCT/ATEX-63-4T-3
- 5 : HCT/ATEX-63-4T-4

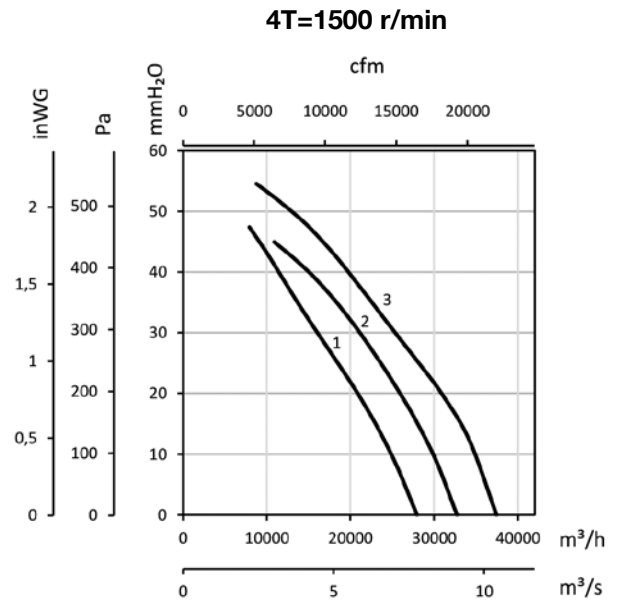
### Characteristic curves

Q= Flow rate in m<sup>3</sup>/h, m<sup>3</sup>/s and cfm

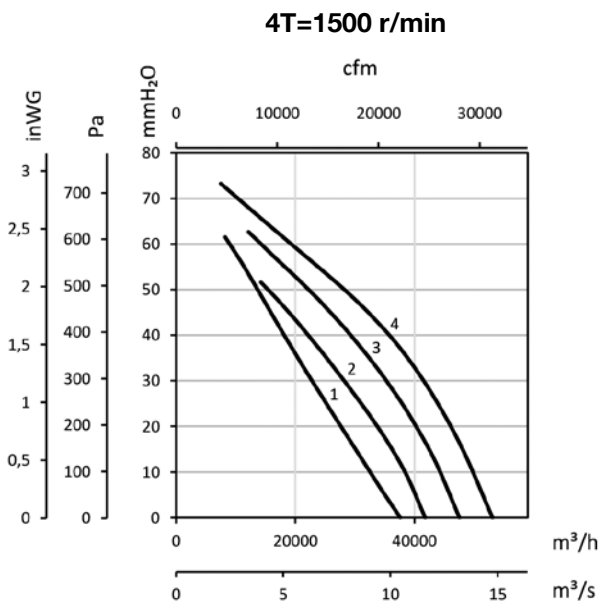
Pe= Static pressure in mm H<sub>2</sub>O, Pa and inwg



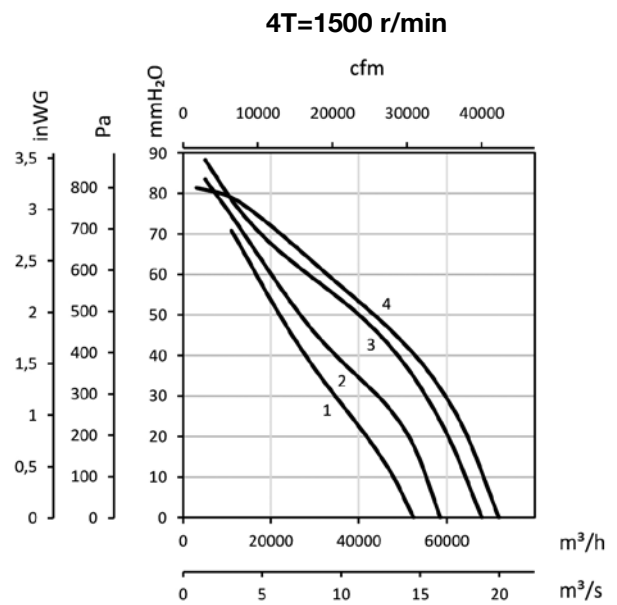
- 1 : HCT/ATEX-71-4T-1.5
- 2 : HCT/ATEX-71-4T-2
- 3 : HCT/ATEX-71-4T-3
- 4 : HCT/ATEX-71-4T-4



- 1 : HCT/ATEX-80-4T-3
- 2 : HCT/ATEX-80-4T-4
- 3 : HCT/ATEX-80-4T-5.5



- 1 : HCT/ATEX-90-4T-4
- 2 : HCT/ATEX-90-4T-5.5
- 3 : HCT/ATEX-90-4T-7.5
- 4 : HCT/ATEX-90-4T-10

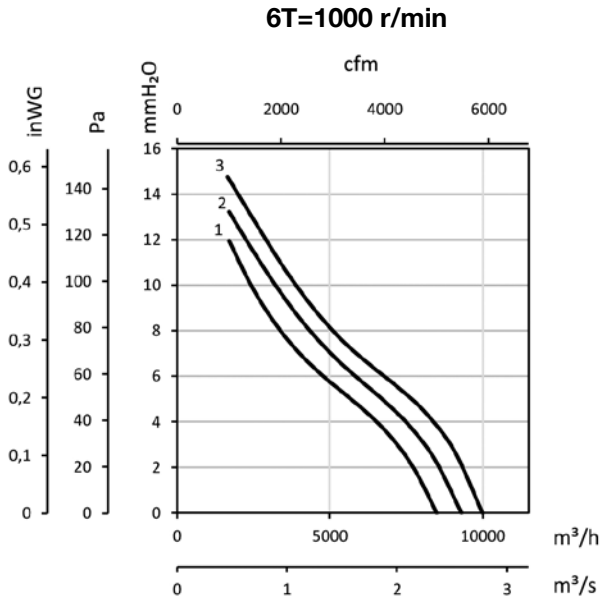


- 1 : HCT/ATEX-100-4T-7.5
- 2 : HCT/ATEX-100-4T-10
- 3 : HCT/ATEX-100-4T-15
- 4 : HCT/ATEX-100-4T-20

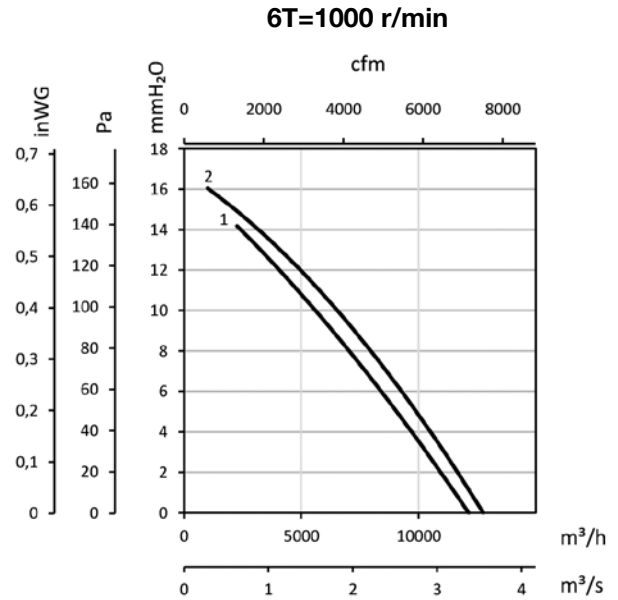
## Characteristic curves

Q= Flow rate in m<sup>3</sup>/h, m<sup>3</sup>/s and cfm

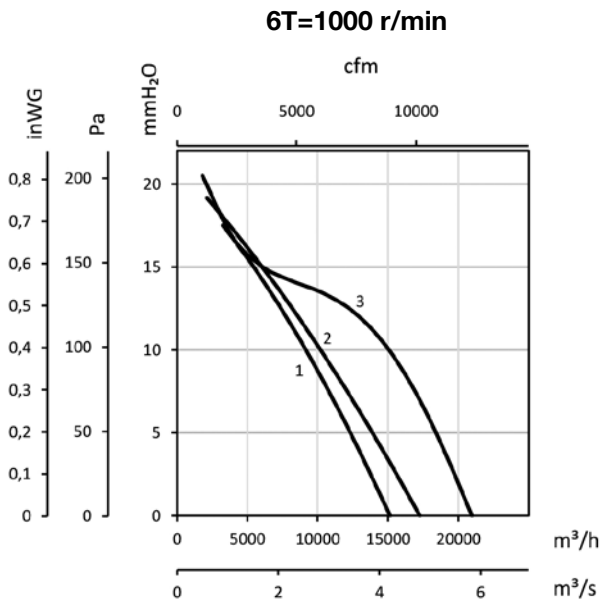
Pe= Static pressure in mm H<sub>2</sub>O, Pa and inwg



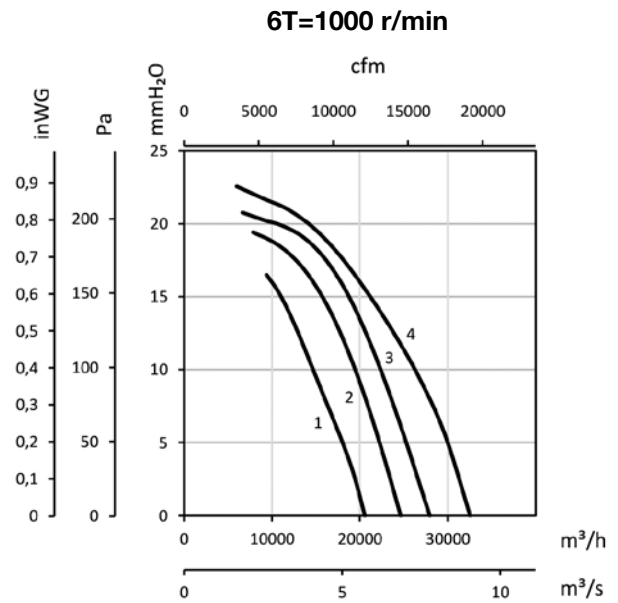
1 : HCT/ATEX-56-6T-0.33  
 2 : HCT/ATEX-56-6T-0.5  
 3 : HCT/ATEX-56-6T-0.75



1 : HCT/ATEX-63-6T-0.5  
 2 : HCT/ATEX-63-6T-0.75



1 : HCT/ATEX-71-6T-0.75  
 2 : HCT/ATEX-71-6T-1  
 3 : HCT/ATEX-71-6T-1.5

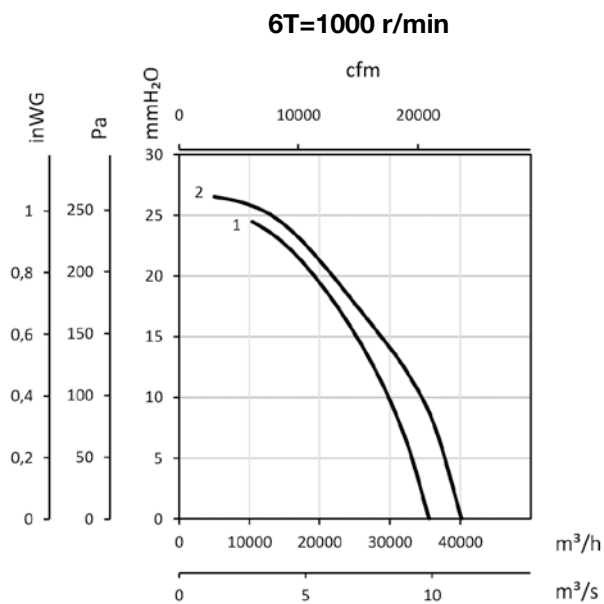


1 : HCT/ATEX-80-6T-1  
 2 : HCT/ATEX-80-6T-1.5  
 3 : HCT/ATEX-80-6T-2  
 4 : HCT/ATEX-80-6T-3

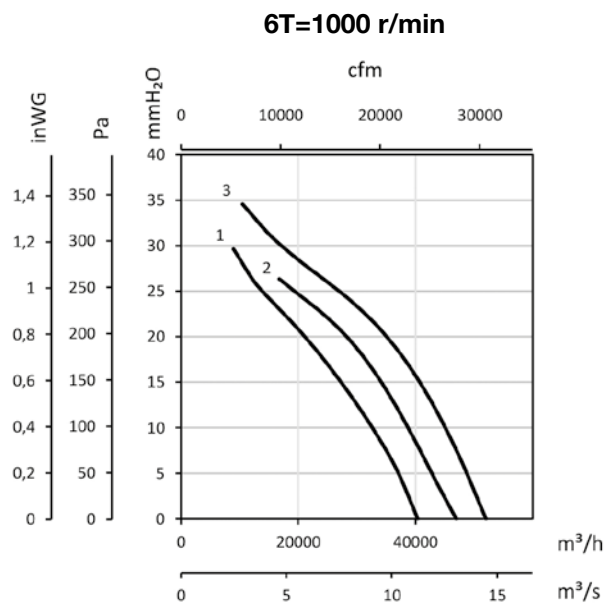
### Characteristic curves

Q= Flow rate in m<sup>3</sup>/h, m<sup>3</sup>/s and cfm

Pe= Static pressure in mm H<sub>2</sub>O, Pa and inwg



1 : HCT/ATEX-90-6T-3  
2 : HCT/ATEX-90-6T-4



1 : HCT/ATEX-100-6T-3  
2 : HCT/ATEX-100-6T-4  
3 : HCT/ATEX-100-6T-5.5

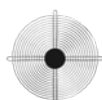
### Accessories



INT/ATEX



P



RT



PV



BTUB



PS



PT



PT/H



S